




# Z.Hinchliffe & Sons Lambswool Yarn. 2/17 Nm (2-Ply). Approximately 800g – 1400g Cones. Page 1.




BLACK 1



METALLIC 244




GREY MIX 3




SEAL 317



FEATHER 343



CHARCOAL 2



CLIFF 226



LIGHT GREY 4




ZINC 226




PEARL GREY 5




TARTAN GREEN 16




SEAWEED 54




ROSEMARY 245



LANDSCAPE 87




ORCHARD 223




COSSACK 314



SHAMROCK 382




GROVE 222




WATERCRESS 155



SPRINGTIME 365



INDIGO MELANGE 12



HUNTER 283




BARRACUDA 282



CASPIAN 249



PETREL 381



DIESEL 181



MALLARD 356




AERIAL 399




ST LUCIA 380




RAINDROP 347



OXFORD BLUE 121




DEARNE 361



NEPTUNE 329



KEY WEST 379



BLUE SKY 378