


Z.Hinchliffe & Sons Lambswool Yarn. 2/17 Nm (2-Ply). Approximately 800g – 1400g Cones. Page 1.



BLACK 1



CHARCOAL 2



METALLIC 244



LIGHT GREY 4



ZINC 259



CLIFF 226



GREY MIX 3




SEAL 317




PEARL GREY 5




MOJITO 429




SEAWEED 54



ROSEMARY 245




PEACOCK 401




LANDSCAPE 87



ORCHARD 223



TARTAN GREEN 16



COSSACK 314



GREEN BEAN 402



MOSS 403



HELLEBORE 430




KELLY GREEN 440



LUSCIOUS LIME 432




BILLIARD 450



WATERCRESS 155



SPRINGTIME 365



HUNTER 283



CASPIAN 249



SEA GREEN 427



SHAMROCK 382



MUNSELL GREEN 414




GRECIAN SEA 428



BARRACUDA 282



TURQUOISE 417



BLUE SEAL 418



RAINDROP 347