

# Z.Hinchliffe & Sons Lambswool Yarn. 2/17 Nm (2-Ply). Approximately 800g – 1400g Cones. Page 2.



DIESEL 181



PETREL 381



WAVES 405



PALE LAVENDER 342



ANGELITE 449



DK COBALT 377



PERSIAN 164




SPEEDWELL 159




JEANS 241




GLACIER 82




NAVY 11



RHAPSODY 118



HURRICANE 281



MONSOON 265




BLUE LOVAT 41



REGATTA 147



DEARNE 361




AGAPANTHUS 433




TAHITI 301




RIVER 360



OXFORD BLUE 121




ELDERBERRY 74




AUBERGINE 375




HELIOTROPE 203




DAHLIA 362



INDIGO MELANGE 12



NIGHTFALL 443




REGALIA 340




CLEMATIS 279



THULIAN 444




BLACKGRAPE 186



ROSEHIP 341



REDCURRANT 434



VEGAS 236



NOUGAT 278